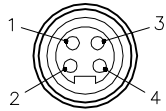


# MALE END VIEW



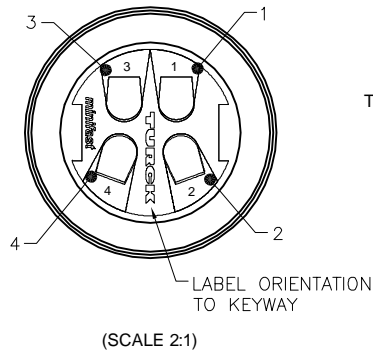
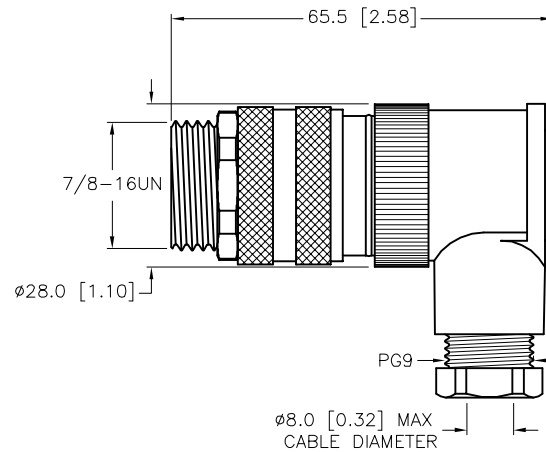
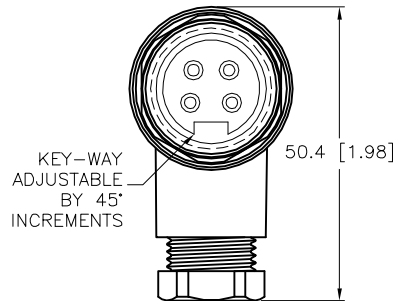
- 1 = BLUE (- VOLTAGE)
- 2 = BROWN (+ VOLTAGE)
- 3 = BARE (SHIELD)
- 4 = GREEN/YELLOW (GROUND)



FOUNDATION™  
fieldbus

# SPECIFICATIONS

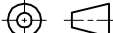

HOUSING MATERIAL/COLOR	NYLON or PBT/BLACK
CONTACT MATERIAL/PLATING	BRASS/GOLD
COUPLING NUT MATERIAL/PLATING	DIECAST ZINC/NICKEL
RATED CURRENT [A]	9.0 A
RATED VOLTAGE [V]	600 V
MAXIMUM WIRE SIZE	16 AWG
TERMINATION METHOD	SCREW TERMINAL
CABLE GRIP RANGE	PG9 = 6–8mm
TEMPERATURE RATING	–25°C to +85°C (–13°F to +185°F)
PROTECTION CLASS	IP67



WIRE SIDE VIEW  
OF CONTACT HOLDER  
TO SHOW LABEL DETAILS

FIELD WIREABLE MINIFAST RIGHT-ANGLE CONNECTOR

SOURCE DRAWING - FOR REFERENCE ONLY

RELATED DOCUMENTS  1.  2.  3.  4.	3RD ANGLE PROJECTION			THIS DRAWING IS CONFIDENTIAL AND THE PROPERTY OF TURCK INC. USE OF THIS DOCUMENT WITHOUT WRITTEN PERMISSION IS PROHIBITED.				3000 CAMPUS DRIVE MINNEAPOLIS, MN 55441 1-800-544-7769 (763) 553-7300 (763) 553-0708 fax www.turck.us	
MATERIAL  SEE SPECIFICATIONS	ALL DIMENSIONS DISPLAYED ON THIS DRAWING ARE FOR REFERENCE ONLY	DRFT	TV	DATE	09/20/16		DESCRIPTION  BS 4240-0/9/LABEL		
FINISH  SEE SPECIFICATIONS		APVD	L.S.	SCALE	1=1.3				
		UNIT OF MEASUREMENT  MILLIMETER [ INCH ]				IDENTIFICATION NO.  U2-28179		REV  A	
		DO NOT SCALE THIS DRAWING				FILE: U2-28179		SHEET 1 OF 1	

A	DRAWING RELEASE	TV	02/13/17	
REV	DESCRIPTION	BY	DATE	ECO NO.